

Financial Snapshot - General & Debt Service Funds

Revenue: Assessments % Collected YTD

	FY 2018 Budget YTD	FY 2018 Actuals YTD	FY 2017 Actuals
General Fund	80.0%	93.9%	93.5%
Debt Service Fund	80.0%	93.9%	93.5%

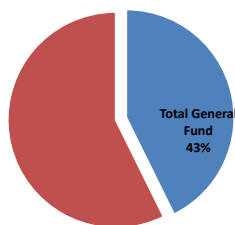
Expenditures: Amount Spent YTD

	FY 2018 Budget YTD	FY 2018 Actuals YTD	FY 2017 Actuals
General Fund			
Administration	\$ 66,757	\$ 87,912	\$ 63,212
Field	266,360	239,589	248,452
<b>Total General Fund</b>	<b>\$ 333,117</b>	<b>\$ 327,501</b>	<b>\$ 311,664</b>

Cash and Investment Balances

	Current YTD	Prior Year
Operating Accounts	\$ 814,783	\$ 311,988

General Fund % Spent of FY 2018 Budget



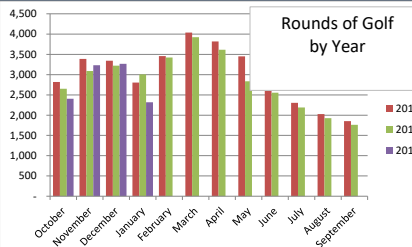
Financial Snapshot - Enterprise Fund - Golf Activity

Revenue by Golf Activity	Actual FY 2016	Actual FY 2017	Actual FY 2018 - YTD	Budget FY 2018 - YTD
Golf Course	\$ 1,015,912	\$ 961,581	\$ 429,302	\$ 387,469
Pro Shop	36,853	36,256	14,613	14,943
<b>Total Revenue</b>	<b>\$ 1,052,765</b>	<b>\$ 997,837</b>	<b>\$ 443,915</b>	<b>\$ 402,412</b>

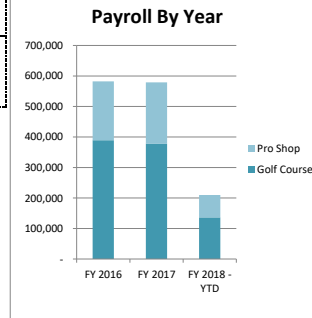
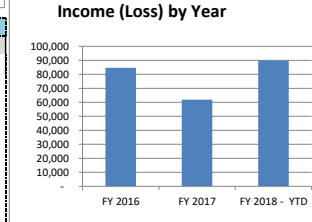
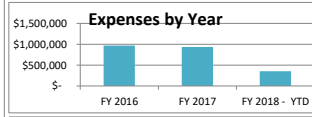
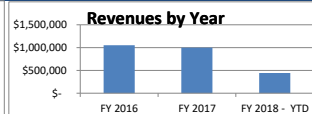
Expenses by Golf Activity	Actual FY 2016	Actual FY 2017	Actual FY 2018 - YTD	Budget FY 2018 - YTD
Golf Course	\$ 593,186	\$ 566,479	\$ 218,289	\$ 226,458
Pro Shop	374,916	369,451	135,766	158,759
<b>Total Expenses</b>	<b>\$ 968,102</b>	<b>\$ 935,930</b>	<b>\$ 354,055</b>	<b>\$ 385,217</b>

Net Income by Activity	Actual FY 2016	Actual FY 2017	Actual FY 2018 - YTD	Budget FY 2018 - YTD
Golf Course	\$ 422,726	\$ 395,102	\$ 211,013	\$ 161,011
Pro Shop	(338,063)	(333,195)	(121,153)	(143,816)
Restaurant	-	-	-	-
Debt Service	-	-	-	-
<b>Total Operating Income</b>	<b>84,663</b>	<b>61,907</b>	<b>89,860</b>	<b>17,195</b>
Debt Service				
Principle Payment	(130,000)	(105,000)	-	-
Interest Payment	(86,994)	(77,500)	(34,294)	-
<b>Total Debt Service</b>	<b>(216,994)</b>	<b>(182,500)</b>	<b>(34,294)</b>	<b>-</b>
<b>Income After Debt Payment</b>	<b>\$ (132,331)</b>	<b>\$ (120,593)</b>	<b>\$ 55,566</b>	<b>\$ 17,194.58</b>

Payroll by Activity	Actual FY 2016	Actual FY 2017	Actual FY 2018 - YTD	Budget FY 2018 - YTD
Golf Course				
Payroll- Hourly	\$ 312,372	\$ 300,864	\$ 106,330	\$ 113,405
Payroll- Bonuses	1,500	-	-	-
Incentive	500	-	500	500.00
FICA Taxes	43,477	45,986	16,516	18,750.00
Life and Health Insuranc	22,660	21,555	10,117	9,934.17
Accounting Services	9,000	9,000	3,000	(3,750.00)
<b>Total Golf Course</b>	<b>389,509</b>	<b>377,405</b>	<b>136,463</b>	<b>138,840</b>
Pro Shop				
Payroll- Hourly	146,245	154,794	56,716	62,083
Payroll- Bonuses	1,500	-	-	-
FICA Taxes	21,089	23,668	8,329	9,375
Life and Health Insuranc	15,057	14,260	5,190	7,287
Accounting Services	9,000	9,000	3,000	3,750
<b>Total Pro Shop</b>	<b>192,891</b>	<b>201,722</b>	<b>73,235</b>	<b>82,495</b>
<b>Total Payroll</b>	<b>582,400</b>	<b>579,127</b>	<b>209,698</b>	<b>221,335</b>
% of Revenues	55.32%	58.04%	47.24%	55.00%



Rounds of Golf by Month	FY 2016	FY 2017	FY 2018
October	2,819	2,650	2,405
November	3,388	3,089	2,405
December	3,343	3,220	3,233
January	2,804	3,006	3,267
February	3,456	3,424	2,318
March	4,037	3,921	-
April	3,819	3,614	-
May	3,449	2,835	-
June	2,689	2,555	-
July	2,304	2,189	-
August	2,025	1,924	-
September	1,854	1,761	-
<b>Total Rounds</b>	<b>33,168</b>	<b>31,538</b>	<b>11,223</b>
		<b>Budget FY 2018</b>	<b>11,369</b>
		<b>Rounds Under Budget</b>	<b>146</b>
		<b>Average Price per Round</b>	<b>\$ 38.25</b>



# **Heritage Harbor Community Development District**

**Financial Statements  
(Unaudited)**

**Period Ending  
February 28, 2018**

# Heritage Harbor CDD

## Balance Sheet

February 28, 2018

	General Fund	Debt Series 2008	Enterprise Fund	Consolidated Total
<b><u>ASSETS:</u></b>				
CASH - BU OPERATING ACCOUNT	\$ 81,542	\$ -	\$ -	\$ 81,542
CASH - HH OPERATING ACCOUNT	380,385	-	-	380,385
CASH - SUNTRUST	6,855	-	-	6,855
CASH - MONEY MARKET	427,543	-	-	427,543
CASH - HH ENTERPRISE ACCOUNT	-	-	98,426	98,426
CASH - FIFTH THIRD BANK	-	-	108,782	108,782
CASH ON HAND	-	-	600	600
INVESTMENTS:				
REVENUE FUND	-	336,205	-	336,205
RESERVE TRUST FUND	-	28,329	88,500	116,829
INTEREST FUND	-	-	168	168
PRINCIPAL FUND	-	-	3,523	3,523
PREPAID EXPENSES	-	-	-	-
ACCOUNTS RECEIVABLE	5,098	-	862	5,960
DEPOSITS - UTILITIES	1,890	-	3,456	5,346
PREPAID	-	-	-	-
DUE FROM OTHER FUNDS	410,954	3,916	-	414,870
INVENTORY ASSETS:				
GOLF BALLS	-	-	6,950	6,950
GOLF CLUBS	-	-	198	198
GLOVES	-	-	3,475	3,475
HEADWEAR	-	-	1,920	1,920
LADIES WEAR	-	-	535	535
MENS WEAR	-	-	3,921	3,921
SHOES/SOCKS	-	-	52	52
MISCELLANEOUS	-	-	3,153	3,153
INVESTMENTS CD	-	-	21,338	21,338
<b>TOTAL CURRENT ASSETS</b>	<b>1,314,267</b>	<b>368,450</b>	<b>345,859</b>	<b>2,028,576</b>
<b><u>NONCURRENT ASSETS</u></b>				
LAND	-	-	1,204,598	1,204,598
INFRASTRUCTURE	-	-	6,011,912	6,011,912
ASSUM. DEPRECIATION-INFRASTRUCTURE	-	-	(5,233,026)	(5,233,026)
EQUIPMENT & FURNITURE	-	-	865,444	865,444
ACCUM. DEPRECIATION - EQUIP/FURNITURE	-	-	(865,444)	(865,444)
<b>TOTAL NONCURRENT ASSETS</b>	<b>-</b>	<b>-</b>	<b>1,983,484</b>	<b>1,983,484</b>
<b>TOTAL ASSETS</b>	<b>\$ 1,314,267</b>	<b>\$ 368,450</b>	<b>\$ 2,329,343</b>	<b>\$ 4,012,060</b>

**Heritage Harbor CDD**  
**Balance Sheet**  
**February 28, 2018**

	<u>General</u> <u>Fund</u>	<u>Debt Series</u> <u>2008</u>	<u>Enterprise</u> <u>Fund</u>	<u>Consolidated</u> <u>Total</u>
<b><u>LIABILITIES:</u></b>				
ACCOUNTS PAYABLE	\$ 14,104	\$ -	\$ 5,376	\$ 19,480
ACCRUED TAXES PAYABLE	-	-	-	-
ACCRUED SALES TAX PAYABLE	-	-	14,563	14,563
ACCRUED WAGES PAYABLE	-	-	-	-
GIFT CERTIFICATES	-	-	803	803
RESTAURANT DEPOSITS	-	-	19,500	19,500
ACCRUED INTEREST PAYABLE	-	-	-	-
DUE TO OTHER FUNDS	3,916	-	410,954	414,870
REVENUE BONDS PAYABLE-CURRENT	-	-	125,000	125,000
<b>TOTAL CURRENT LIABILITIES</b>	<b>18,020</b>	<b>-</b>	<b>576,196</b>	<b>594,216</b>
<b><u>NONCURRENT LIABILITIES</u></b>				
REVENUE BONDS PAYABLE - LT	-	-	760,000	760,000
<b>TOTAL NONCURRENT LIABILITIES</b>	<b>-</b>	<b>-</b>	<b>760,000</b>	<b>760,000</b>
<b>TOTAL LIABILITIES</b>	<b>\$ 18,020</b>	<b>\$ -</b>	<b>\$ 1,336,196</b>	<b>\$ 1,354,216</b>
<b><u>FUND BALANCES:</u></b>				
NON-SPENDABLE ( DEPOSITS & PREPAID)	1,890	-	3,456	5,346
RESTRICTED FOR:				
DEBT SERVICE	-	-	-	-
OPERATING RESERVES	190,753	-	-	190,753
ASSIGNED:				
RESERVES - FOUNTAINS	21,600	-	-	21,600
RESERVES - GATE/ENTRY FEATURES	55,191	-	-	55,191
RESERVES - IRRIGATION SYSTEM	100,000	-	-	100,000
RESERVES - LAKE ENHANCEMENTS	64,800	-	-	64,800
RESERVES - LANDSCAPE	64,800	-	-	64,800
INVESTED IN CAPITAL ASSETS	-	-	1,983,484	1,983,484
UNASSIGNED:	797,213	368,450	(993,793)	171,870
<b>TOTAL LIABILITIES &amp; FUND BALANCES</b>	<b>\$ 1,314,267</b>	<b>\$ 368,450</b>	<b>\$ 2,329,343</b>	<b>\$ 4,012,060</b>

Note: 1997 recreational bond series trust balances are included in the Enterprise Fund.

NOTE 2: THE ACCOMPANYING FINANCIAL STATEMENTS OF HERITAGE HARBOR CDD FOR THE FY 2018-YTD IS UNDER REVIEW BY THE CURRENT MANAGEMENT COMPANY, DPGF, INC. NUMBERS ARE SUBJECT TO CHANGE.

## Heritage Harbor CDD

### General Fund

#### Statement of Revenue, Expenses and Change in Fund Balance For the period from October 1, 2017 through February 28, 2018

	FY2018 ADOPTED BUDGET	BUDGET YEAR-TO-DATE	ACTUAL YEAR-TO-DATE	VARIANCE FAVORABLE (UNFAVORABLE)
<b>REVENUE</b>				
SPECIAL ASSESSMENTS - ON-ROLL (Gross)	\$ 997,112	\$ 797,690	\$ 936,447	\$ 138,757
LESS: ASSESSMENT DISCOUNT (4%)	(39,884)	(31,908)	(38,207)	(6,299)
INTEREST	2,700	1,125	324	(801)
MISCELLANEOUS	-	-	335	335
<b>TOTAL REVENUE</b>	<b>959,928</b>	<b>766,907</b>	<b>898,899</b>	<b>131,992</b>
<b>EXPENDITURES</b>				
<b>GENERAL ADMINISTRATION:</b>				
SUPERVISORS' COMPENSATION	12,000	5,000	4,800	200
PAYROLL TAXES	918	383	342	41
ENGINEERING SERVICES	9,000	3,750	467	3,283
LEGAL SERVICES	6,000	2,500	14,058	(11,558)
DISTRICT MANAGEMENT	56,100	23,375	30,670	(7,295)
ACCOUNTING SERVICES	600	250	200	50
AUDITING SERVICES	8,275	-	-	-
POSTAGE & FREIGHT	900	375	644	(269)
INSURANCE (Liability, Property and Casualty)	12,429	12,429	12,001	428
PRINTING & BINDING	2,400	1,000	419	581
LEGAL ADVERTISING	1,200	500	613	(113)
MISCELLANEOUS (BANK FEES, BROCHURES & MISC)	960	400	5,228	(4,828)
MISC-ASSESSMENT COLLECTION COST	19,942	15,954	17,962	(2,008)
WEBSITE HOSTING & MANAGEMENT	1,000	417	333	84
OFFICE SUPPLIES	600	250	-	250
ANNUAL DISTRICT FILING FEE	175	175	175	-
<b>TOTAL GENERAL ADMINISTRATION</b>	<b>132,499</b>	<b>66,757</b>	<b>87,912</b>	<b>(21,155)</b>
<b>FIELD:</b>				
PAYROLL - SALARIED	45,600	19,000	19,738	(738)
FICA TAXES	7,200	3,000	3,612	(612)
LIFE AND HEALTH INSURANCE	4,800	2,000	1,998	2
FIELD MANAGEMENT	15,000	6,250	5,000	1,250
CONTRACT- GUARD SERVICES	147,660	61,525	46,979	14,546
CONTRACT-FOUNTAIN	1,680	700	700	-
CONTRACT-LANDSCAPE	136,800	57,000	56,000	1,000
CONTRACT-LAKE	41,736	17,390	17,390	-
CONTRACT-GATES	50,280	20,950	23,549	(2,599)
UTILITY-GENERAL	74,700	31,125	29,956	1,169
COMMUNICATION - TELEPHONE - GATE	-	-	319	(319)
R&M-GENERAL	9,000	3,750	969	2,781
R&M-GATE	4,800	2,000	-	2,000
R&M-OTHER LANDSCAPE	28,800	18,665	18,665	-
R&M-IRRIGATION	6,000	2,500	-	2,500
R&M-LAKE	1,200	500	1,142	(642)
R&M-MITIGATION	2,260	942	-	942
R&M-TREES AND TRIMMING	10,000	4,167	1,100	3,067
R&M-PARKS & FACILITIES	3,600	1,500	-	1,500
MISC-HOLIDAY DÉCOR	8,500	7,147	7,147	-
MISC-CONTINGENCY	15,000	6,250	5,325	925
CAPITAL OUTLAY	-	-	-	-
<b>TOTAL FIELD</b>	<b>614,616</b>	<b>266,360</b>	<b>239,589</b>	<b>26,771</b>
<b>TOTAL EXPENDITURES BEFORE FUND BALANCE RESERVE</b>	<b>747,115</b>	<b>333,117</b>	<b>327,501</b>	<b>5,616</b>
<b>RENEWAL &amp; REPLACEMENT RESERVE</b>				
RESERVE-FOUNTAIN	2,000	833	-	833
RESERVE-GATE/ENTRY FEATURE	6,000	2,500	-	2,500
RESERVE-LAKE EMBANKMENT/DRAINAGE	6,000	2,500	-	2,500
RESERVE-LANDSCAPING	6,000	2,500	-	2,500
<b>TOTAL RENEWAL &amp; REPLACEMENT RESERVE</b>	<b>20,000</b>	<b>8,333</b>	<b>-</b>	<b>8,333</b>
<b>TOTAL EXPENDITURES</b>	<b>767,115</b>	<b>341,451</b>	<b>327,501</b>	<b>13,950</b>
<b>EXCESS OF REVENUE OVER (UNDER) EXPENDITURES</b>	<b>192,813</b>	<b>425,456</b>	<b>571,398</b>	<b>145,942</b>
<b>OTHER FINANCING SOURCES (USES)</b>				
FUNDING ENTERPRISE DEBT SERVICE	(192,813)	(34,294)	(34,294)	-
CONTRIBUTION TO (USE OF) FUND BALANCE	-	-	-	-
<b>TOTAL OTHER FINANCING SOURCES (USES)</b>	<b>(192,813)</b>	<b>(34,294)</b>	<b>(34,294)</b>	<b>-</b>
<b>NET CHANGE IN FUND BALANCE</b>	<b>-</b>	<b>391,162</b>	<b>537,104</b>	<b>145,942</b>
FUND BALANCE - BEGINNING	711,357	711,357	759,144	759,144
INCREASE IN RESERVES FY 2018 & 2019	-	-	-	-
DECREASE IN RESERVE CAPITAL IMPROVEMENTS	-	-	-	-
LESS: FUND BALANCE FORWARD	-	-	-	-
<b>FUND BALANCE - ENDING</b>	<b>\$ 711,357</b>	<b>\$ 1,102,519</b>	<b>\$ 1,296,248</b>	<b>\$ 905,086</b>

NOTE: THE ACCOMPANYING FINANCIAL STATEMENTS OF HERITAGE HARBOR CDD FOR THE FY 2018-YTD IS UNDER REVIEW BY THE CURRENT MANAGEMENT COMPANY, DPGF, INC. NUMBERS ARE SUBJECT TO CHANGE.

**HERITAGE HARBOR CDD**  
**DEBT SERVICE 2008**  
**STATEMENT OF REVENUE, EXPENDITURES AND CHANGE IN FUND BALANCE**  
**For the period from October 1, 2017 through February 28, 2018**

	<b>FY2018 ADOPTED BUDGET</b>	<b>BUDGET YEAR-TO-DATE</b>	<b>ACTUAL YEAR-TO-DATE</b>	<b>VARIANCE FAVORABLE (UNFAVORABLE)</b>
<b>REVENUE</b>				
SPECIAL ASSESSMENTS - ON-ROLL (Gross)	\$ 307,928	\$ 246,342	\$ 289,146 (a)	\$ 42,804
INTEREST--INVESTMENT	-	-	95	95
MISCELLANEOUS REVENUE	-	-	-	-
LESS: DISCOUNT ASSESSMENTS	(12,317)	(9,854)	(11,799)	(1,945)
<b>TOTAL REVENUE</b>	<b>295,611</b>	<b>236,489</b>	<b>277,442</b>	<b>40,953</b>
<b>EXPENDITURES</b>				
TRUSTEE FEES	4,337	-	-	
COUNTY - ASSESSMENT COLLECTION FEES	6,159	4,927	5,547	(620)
INTEREST EXPENSE	22,365	11,183	11,183	-
PRINCIPAL RETIREMENT	255,000	-	-	-
COST OF ISSUANCE	-	-	-	-
<b>TOTAL EXPENDITURES</b>	<b>287,861</b>	<b>16,109</b>	<b>16,730</b>	<b>(620)</b>
<b>OTHER FINANCING SOURCES (USES)</b>				
TRANSFER -IN	-	-	-	-
TRANSFER-OUT	-	-	-	-
<b>TOTAL OTHER FINANCING SOURCES (USES)</b>	<b>-</b>	<b>-</b>	<b>-</b>	<b>-</b>
<b>EXCESS OF REVENUE OVER (UNDER) EXPENDITURE</b>	<b>7,750</b>	<b>220,379</b>	<b>260,712</b>	<b>40,333</b>
FUND BALANCE - BEGINNING	105,839	105,839	107,738	1,899
<b>FUND BALANCE - ENDING</b>	<b>\$ 113,589</b>	<b>\$ 326,218</b>	<b>\$ 368,450</b>	<b>\$ 42,232</b>

NOTE: THE ACCOMPANYING FINANCIAL STATEMENTS OF HERITAGE HARBOR CDD FOR THE FY 2018-YTD IS UNDER REVIEW BY THE CURRENT MANAGEMENT COMPANY, DPGF, INC. NUMBERS ARE SUBJECT TO CHANGE.

**Heritage Harbor CDD**  
**CONSOLIDATED Enterprise Fund**  
**Statement of Revenue, Expenses and Change in Fund Balance**  
**PRELIMINARY**  
**For the period from October 1, 2017 through February 28, 2018**

	FY2018 ADOPTED BUDGET	BUDGET YEAR-TO-DATE	ACTUAL YEAR-TO-DATE	VARIANCE FAVORABLE (UNFAVORABLE)
<b>OPERATING REVENUE</b>				
<b>GOLF COURSE</b>				
GREEN FEES	\$ 890,997	\$ 371,249	\$ 412,076	\$ 40,827
CLUB RENTALS	25	10	25	15
RANGE FEES	38,804	16,168	17,161	993
HANDICAPS	100	42	40	(2)
REVENUE-EMPLOYEES	-	-	-	-
<b>TOTAL GOLF COURSE REVENUE</b>	<b>929,926</b>	<b>387,469</b>	<b>429,302</b>	<b>41,833</b>
<b>PRO SHOP</b>				
GOLF BALL SALES	22,750	9,479	8,229	(1,250)
GLOVE SALES	5,576	2,323	2,037	(286)
HEADWEAR SALES	3,664	1,527	1,431	(96)
LADIES WEAR SALES	-	-	210	210
MENS WEAR SALES	1,470	613	1,578	966
MISCELLANEOUS SALES	2,402	1,001	1,128	127
<b>TOTAL PRO SHOP REVENUE</b>	<b>35,862</b>	<b>14,943</b>	<b>14,613</b>	<b>(329)</b>
<b>RESTAURANT</b>				
RENTS OR ROYALTIES	78,000	32,500	32,500	-
<b>TOTAL RESTAURANT</b>	<b>78,000</b>	<b>32,500</b>	<b>32,500</b>	<b>-</b>
<b>MISCELLANOUES REVENUE</b>				
REFUND OF RESERVE STUDY OVERPAYMENT FROM HOA	-	-	34,440	34,440
<b>TOTAL MISCELLANOUES REVENUE</b>	<b>-</b>	<b>-</b>	<b>34,440</b>	<b>34,440</b>
<b>TOTAL OPERATING REVENUE</b>	<b>-</b>	<b>434,912</b>	<b>510,855</b>	<b>75,943</b>
<b>COST OF GOODS SOLD</b>				
COS-GOLF BALLS	10,500	4,375	3,470	(905)
COS-GLOVES	3,200	1,333	2,141	808
COS-HEADWEAR	1,600	667	1,526	859
COS-LADIES WEAR	-	-	109	109
COS-MENS WEAR	875	365	366	1
COS-MISCELLANEOUS	1,500	625	202	(423)
<b>TOTAL COST OF GOODS SOLD</b>	<b>17,675</b>	<b>7,365</b>	<b>7,814</b>	<b>449</b>
<b>GROSS PROFIT</b>	<b>1,026,113</b>	<b>427,547</b>	<b>503,041</b>	<b>75,494</b>

**Heritage Harbor CDD**  
**CONSOLIDATED Enterprise Fund**  
**Statement of Revenue, Expenses and Change in Fund Balance**  
**PRELIMINARY**  
**For the period from October 1, 2017 through February 28, 2018**

	FY2018 ADOPTED BUDGET	BUDGET YEAR-TO-DATE	ACTUAL YEAR-TO-DATE	VARIANCE FAVORABLE (UNFAVORABLE)
<b>OPERATING EXPENSES</b>				
<b>GOLF COURSE</b>				
PAYROLL-HOURLY	272,173	113,405	106,330	7,075
PAYROLL-INCENTIVE	500	500	500	-
FICA TAXES	45,000	18,750	16,516	2,234
LIFE AND HEALTH INSURANCE	23,842	9,934	10,117	(183)
ACCOUNTING SERVICES	9,000	3,750	3,000	750
CONTRACTS-SECURITY ALARMS	239	100	120	(20)
COMMUNICATION-TELEPHONE	2,296	957	788	169
POSTAGE & FREIGHT	200	83	106	(23)
ELECTRICITY-GENERAL	14,400	6,000	2,965	3,035
UTILITY-REFUSE REMOVAL	5,644	2,352	2,362	(10)
UTILITY-WATER & SEWER	6,600	2,750	1,670	1,080
RENTAL/LEASE-VEHICLE/EQUIP	44,090	18,371	16,605	1,766
LEASE-ICE MACHINES	1,500	625	625	-
INSURANCE-PROPERTY	15,996	6,665	14,864	(8,199)
R&M-BUILDING	480	200	-	200
R&M-EQUIPMENT	15,900	6,625	4,120	2,505
R&M-FERTILIZER	23,200	9,667	9,149	518
R&M-IRRIGATION	3,600	1,500	4,091	(2,591)
R&M-GOLF COURSE	5,025	2,094	1,110	984
R&M-PUMPS	2,760	1,150	1,145	5
MISC-PROPERTY TAXES	1,500	625	2,082	(1,457)
MISC-LICENSES & PERMITS	125	52	-	52
OP SUPPLIES- GENERAL	4,800	2,000	1,330	670
OP SUPPLIES-FUEL, OIL	18,000	7,500	4,604	2,896
OP SUPPLIES-CHEMICALS	20,730	8,638	8,574	64
OP SUPPLIES-HAND TOOLS	1,000	417	-	417
SUPPLIES-SAND	1,800	750	-	750
SUPPLIES-TOP DRESSING	2,400	1,000	-	1,000
MISCELLANEOUS	-	-	5,516	(5,516)
<b>TOTAL GOLF COURSE</b>	<b>542,800</b>	<b>226,458</b>	<b>218,289</b>	<b>8,169</b>
<b>PRO SHOP:</b>				
PAYROLL-HOURLY	149,000	62,083	56,716	5,367
FICA TAXES	22,500	9,375	8,329	1,046
LIFE AND HEALTH INSURANCE	17,489	7,287	5,190	2,097
WEB SITE DEVELOPMENT	1,000	417	188	229
ACCOUNTING SERVICES	9,000	3,750	3,000	750
CONTRACTS-JANITORIAL SERVICES	11,700	4,875	1,628	3,247
CONTRACTS-SECURITY ALARMS	2,157	899	647	252
COMMUNICATION-TELEPHONE	3,900	1,625	903	722
POSTAGE AND FREIGHT	240	100	86	14
ELECTRICITY-GENERAL	12,000	5,000	3,648	1,352
UTILITY-REFUSE REMOVAL	519	216	133	83
UTILITY-WATER & SEWER	3,240	1,350	509	841
LEASE-COPIER	996	415	221	194
LEASE-CARTS	70,560	29,400	17,640	11,760
INSURANCE-PROPERTY	9,096	3,790	8,453	(4,663)
R&M-GENERAL	6,000	2,500	4,050	(1,550)
R&M-AIR CONDITIONING	450	188	145	43
R&M-PEST CONTROL	2,148	895	22	873
R&M-RANGE	-	-	-	-
ADVERTISING	10,500	4,375	3,633	742
MISC-BANK CHARGES	27,000	11,250	9,613	1,637
MISC-CABLE TV EXPENSES	1,455	606	472	134
MISC-PROPERTY TAXES	5,500	2,292	5,131	(2,839)
MISC-HANDICAP FEES	500	208	20	188
OFFICE SUPPLIES	1,200	500	417	83
COMPUTER EXPENSE	966	403	483	(81)
OP SUPPLIES-GENERAL	900	375	2,869	(2,494)
SUPPLIES-SCORECARDS	500	208	-	208
RESERVE	10,505	4,377	1,620	2,757
<b>TOTAL PRO SHOP</b>	<b>381,021</b>	<b>158,759</b>	<b>135,766</b>	<b>22,992</b>



**Heritage Harbor CDD**  
**CONSOLIDATED Enterprise Fund**  
**Statement of Revenue, Expenses and Change in Fund Balance**  
**PRELIMINARY**  
**For the period from October 1, 2017 through February 28, 2018**

	FY2018 ADOPTED BUDGET	BUDGET YEAR-TO-DATE	ACTUAL YEAR-TO-DATE	VARIANCE FAVORABLE (UNFAVORABLE)
<b>RESTAURANT:</b>				
PAYROLL-HOURLY	4,895	2,040	1,457	583
WEB SITE DEVELOPMENT	1,200	500	188	312
ACCOUNTING SERVICES	1,200	500	400	100
CONTRACTS-JANITORIAL SERVICES	2,440	1,017	171	846
CONTRACTS-SECURITY ALARMS	1,883	785	329	456
COMMUNICATION-TELEPHONE	1,932	805	605	200
ELECTRICITY-GENERAL	12,480	5,200	2,179	3,021
UTILITY-REFUSE REMOVAL	4,674	1,948	1,200	748
UTILITY-WATER & SEWER	3,600	1,500	509	991
LEASE-COPIER	1,200	500	221	279
LEASE-DISHWASHER	720	300	346	(46)
INSURANCE-PROPERTY	8,963	3,735	7,966	(4,231)
R&M-AIR CONDITIONING	900	375	822	(447)
R&M-BUILDING	2,100	875	2,124	(1,249)
R&M-PEST CONTROL	3,617	1,507	127	1,380
MISC-PROPERTY TAXES	2,000	833	-	833
MISC-CABLE MUSIC	847	353	120	233
OFFICE SUPPLIES	60	25	11	14
COMPUTER EXPENSE	1,200	500	483	17
RESERVE	24,511	10,213	3,780	6,433
<b>TOTAL RESTAURANT</b>	<b>80,422</b>	<b>33,509</b>	<b>23,038</b>	<b>10,473</b>
<b>TOTAL OPERATING EXPENSE</b>	<b>1,004,243</b>	<b>418,726</b>	<b>377,093</b>	<b>41,634</b>
<b>OPERATING EXCESS OF REVENUE OVER (UNDER) EXPENSE</b>	<b>21,870</b>	<b>8,821</b>	<b>125,948</b>	<b>117,128</b>
<b>NONOPERATING REVENUE (EXPENSES)</b>				
INTEREST REVENUE	300	125	90	(35)
INTEREST EXPENSE	(67,813)	-	(5,716)	(5,716)
PRINCIPAL DEBT RETIREMENT	(125,000)	-	-	-
PRINCIPAL PREPAYMENT	-	-	(10,000)	(10,000)
ARBITRAGE REBATE	(300)	(300)	(600)	(300)
DISSEMINATION AGENT	(1,000)	-	-	-
TRUSTEE	(3,563)	(3,563)	(3,098)	465
<b>TOTAL NONOPERATING REVENUE (EXPENSES)</b>	<b>(197,376)</b>	<b>(3,738)</b>	<b>(19,324)</b>	<b>(15,586)</b>
<b>EXCESS OF REVENUE OVER (UNDER) EXPENDITURES BEFORE OTHER FINANCING SOURCES (USES)</b>	<b>(175,506)</b>	<b>5,083</b>	<b>106,624</b>	<b>101,542</b>
<b>OTHER FINANCING SOURCES (USES)</b>				
FUNDING ENTERPRISE DEBT SERVICE	192,813	34,294	34,294	-
CONTRIBUTION TO (USE OF) FUND BALANCE	-	-	-	-
<b>TOTAL OTHER FINANCING SOURCES (USES)</b>	<b>192,813</b>	<b>34,294</b>	<b>34,294</b>	<b>-</b>
<b>NET CHANGE IN ASSETS</b>	<b>17,307</b>	<b>39,377</b>	<b>140,918</b>	<b>101,542</b>
NET ASSETS - BEGINNING	-	-	852,226	852,226
<b>NET ASSETS- ENDING</b>	<b>\$ 17,307</b>	<b>\$ 39,377</b>	<b>\$ 993,144</b>	<b>\$ 953,768</b>

NOTE: THE ACCOMPANYING FINANCIAL STATEMENTS OF HERITAGE HARBOR CDD FOR THE FY 2018- YTD IS UNDER REVIEW BY THE CURRENT MANAGEMENT COMPANY, DPGF, INC. NUMBERS ARE SUBJECT TO CHANGE.

**HERITAGE HARBOR CDD**  
**Community Development District**  
**Operating Accounts Reconciliations**  
**February 28, 2018**

	<u>GENERAL FUND</u>		<u>ENTERPRISE FUND</u>
	<u>HARBOR COMMUNITY BANK</u>	<u>Bank United</u>	<u>HARBOR COMMUNITY BANK</u>
Balance Per Bank Statement	\$ 381,136.19	\$ 35,414.59	\$ 146,596.13
Less: Outstanding Checks	(751.20)	-	(54,522.11)
Plus: Deposits In Transit	-	46,127.30	6,352.37
<b><i>Adjusted Bank Balance</i></b>	<b><u><u>\$ 380,384.99</u></u></b>	<b><u><u>\$ 81,541.89</u></u></b>	<b><u><u>\$ 98,426.39</u></u></b>
Beginning Bank Balance Per Books	\$ 430,745.55	\$ -	\$ 63,518.54
Cash Receipts & Credits	16,591.47	121,133.57	91,249.70
Cash Disbursements	(66,952.03)	(39,591.68)	(56,341.85)
<b><i>Balance Per Books</i></b>	<b><u><u>\$ 380,384.99</u></u></b>	<b><u><u>\$ 81,541.89</u></u></b>	<b><u><u>\$ 98,426.39</u></u></b>

**HERITAGE HARBOR CDD  
GENERAL FUND CHECK REGISTER  
FY2018**

DATE	CHECK NO.	PAYEE	Deposit	Payment	Balance
					<b>430,745.55</b>
2/2/2018		Tampa Electric	19050 Heritage Harbor - 12/6/17-1/5/18	17.05	430,728.50
2/2/2018		Tampa Electric	4221 Lutz Lake Fern Rd - 12/6/17-1/5/18	26.47	430,702.03
2/2/2018		Tampa Electric	4221 Lutz Lake Fern Rd A - 12/6/17-1/5/18	234.69	430,467.34
2/2/2018		Tampa Electric	4325 Lutz Lake Fern Rd - 12/6/17-1/5/18	54.08	430,413.26
2/2/2018		Tampa Electric	19110 Heritage Harbor - 12/6/17-1/5/18	20.45	430,392.81
2/2/2018		Tampa Electric	19130 Harbor Bridge Ln - 12/6/17-1/5/18	20.45	430,372.36
2/2/2018		Tampa Electric	4201 Sandy Shores Dr - 12/6/17-1/5/18	20.84	430,351.52
2/2/2018		Tampa Electric	19444 Heritage Harbor Pkwy P - 12/6/17-1/5/18	20.74	430,330.78
2/2/2018		Tampa Electric	Fishermans Bend Cypress - 12/6/17-1/5/18	511.86	429,818.92
2/2/2018		Tampa Electric	19650 Heritage Harbor Pkwy P - 12/6/17-1/5/18	20.45	429,798.47
2/2/2018		Tampa Electric	19002 Cypress Green Dr Ltq - 12/6/17-1/5/18	34.59	429,763.88
2/2/2018		Tampa Electric	Heritage Harbor Village 8 - 12/6/17-1/5/18	163.79	429,600.09
2/2/2018	DD825800282	Arturo Peralta	HCSO Payroll 1/14/18-1/27/18	138.52	429,461.57
2/2/2018	DD825800281	Brian Timothy Dawsy	HCSO Payroll 1/14/18-1/27/18	806.15	428,655.42
2/2/2018	DD825800280	Joseph Saponara	HCSO Payroll 1/14/18-1/27/18	138.52	428,516.90
2/2/2018	1543	Anthony Robbins	HCSO Payroll 1/14/18-1/27/18	379.27	428,137.63
2/2/2018	1546	Christopher Cullinan	HCSO Payroll 1/14/18-1/27/18	277.05	427,860.58
2/2/2018	1542	David Everts	HCSO Payroll 1/14/18-1/27/18	132.37	427,728.21
2/2/2018	1544	Gregory Wehr	HCSO Payroll 1/14/18-1/27/18	527.37	427,200.84
2/2/2018	1545	Robert D Barlow	HCSO Payroll 1/14/18-1/27/18	750.72	426,450.12
2/2/2018	1541	Tobias Smith	HCSO Payroll 1/14/18-1/27/18	477.96	425,972.16
2/5/2018		Tampa Electric	Heritage Harbor Ph A Pre Lg- 12/7/17-1/8/18	532.21	425,439.95
2/5/2018		Tampa Electric	Heritage Harbor Clubhouse- 12/7/17-1/8/18	494.17	424,945.78
2/5/2018	539784	Douglas F Keans	Payroll 1/16-1/31/18	1,789.70	423,156.08
2/5/2018	539783	Kathleen A Costello	Payroll 1/16-1/31/18	1,674.57	421,481.51
2/5/2018	539785	Peter Laspisa	Payroll 1/16-1/31/18	411.60	421,069.91
2/5/2018	DD20183	Innovative Employer Solutions	Club House Payroll Admin Fee & Supplemental Benefits 1/16-1/31/18	910.54	420,159.37
2/5/2018	18		FICA Taxes	828.80	419,330.57
2/8/2018		Hillsborough County Tax Collector	Tax Distribution 1/1-1/31/18	16,591.47	435,922.04
2/16/2018		B.O.C.C	4325 W Lutz Lake Fern Rd - 12/27/17-1/29/18	343.98	435,578.06
2/16/2018		B.O.C.C	4321 Harbor Lake Dr & 19132 Harborbridge Ln - 12/27/17-1/29/18	10.09	435,567.97
2/16/2018		B.O.C.C	19004 & 19100 Cypress Green Dr - 12/27/17-1/29/18	20.74	435,547.23
2/20/2018		Tampa Electric	Heritage Harbor Phase 1A- 12/20/17-1/22/18	475.41	435,071.82
2/20/2018		Tampa Electric	Heritage Harbor Vlg 10 Ph 3 - 12/20/17-1/22/18	204.74	434,867.08
2/20/2018		Tampa Electric	Heritage Harbor Vlg 9 Ph 3C - 12/20/17-1/22/18	389.00	434,478.08
2/20/2018		Tampa Electric	Heritage Harbor Sec 10 - 12/20/17-1/22/18	382.33	434,095.75
2/20/2018		Tampa Electric	Heritage Harbor Ph 1B - 12/20/17-1/22/18	429.95	433,665.80
2/20/2018		Tampa Electric	Heritage Harbor Clubhouse - 12/20/17-1/22/18	449.26	433,216.54
2/20/2018		Tampa Electric	Heritage Harbor Phase 2A/3A Village 1 - 12/20/17-1/22/18	171.67	433,044.87
2/20/2018		Tampa Electric	Heritage Harbor Phase 2A/3A Village 4 - 12/20/17-1/22/18	102.38	432,942.49
2/20/2018		Tampa Electric	Heritage Harbor Phase 2A/3A Village 5 - 12/20/17-1/22/18	409.48	432,533.01
2/20/2018		Tampa Electric	Heritage Harbor Pkwy Clubhouse - 12/20/17-1/22/18	349.23	432,183.78
2/20/2018		Tampa Electric	Heritage Harbor Phase Village 7 - 12/20/17-1/22/18	102.38	432,081.40
2/20/2018		Tampa Electric	Heritage Harbor Village 10 Ph 2 - 12/20/17-1/22/18	204.74	431,876.66
2/20/2018		Tampa Electric	Heritage Harbor Village 11 Ph 3B - 12/20/17-1/22/18	143.32	431,733.34
2/20/2018		Tampa Electric	Heritage Harbor Blvd Ph 2B - 12/20/17-1/22/18	157.12	431,576.22
2/20/2018	543378	Douglas F Keans	Payroll 2/1-2/15/18	2,009.30	429,566.92
2/20/2018	543377	Kathleen A Costello	Payroll 2/1-2/15/18	1,674.57	427,892.35
2/20/2018	543379	Peter Laspisa	Payroll 2/1-2/15/18	444.92	427,447.43
2/20/2018	DD20184-CH	Innovative Employer Solutions	Club House Payroll Admin Fee & Supplemental Benefits 2/1-2/15/18	935.14	426,512.29
2/28/2018	21		February Expenses Paid from GF Bank	46,127.30	380,384.99
<b>HARBOR COMMUNITY BANK BALANCE</b>			<b>16,591.47</b>	<b>66,952.03</b>	<b>430,745.55</b>
2/1/2018		Heritage Harbor CDD	Funds for Operating Account	75,000.00	75,000.00
2/6/2018	9998	Greenview Landscaping Inc.	Landscape Maint - Jan-Feb, Remove Dead Branches	21,800.00	53,200.00
2/6/2018	9999	A-Quality Pool Service	Fountain Service - Feb & Fountain Repair	329.00	52,871.00
2/6/2018	9997	Envera	Gate Access Monitoring - Mar	3,700.00	49,171.00
2/6/2018	9998	DPFG	Management Services - Feb	5,850.00	43,321.00
2/7/2018	ACH02072018	Deluxe Bus Sys.	Checks	16.36	43,304.64
2/12/2018	1002	Arturo Peralta	HCSO Payroll 1/28/18-2/10/18	150.00	43,154.64
2/12/2018	1003	Brian Timothy Dawsy	HCSO Payroll 1/28/18-2/10/18	300.00	42,854.64
2/12/2018	1004	Christopher Cullinan	HCSO Payroll 1/28/18-2/10/18	600.00	42,254.64
2/12/2018	1005	David Everts	HCSO Payroll 1/28/18-2/10/18	1,200.00	41,054.64
2/12/2018	1006	Gregory Wehr	HCSO Payroll 1/28/18-2/10/18	450.00	40,604.64
2/12/2018	1007	Joseph Saponara	HCSO Payroll 1/28/18-2/10/18	150.00	40,454.64
2/12/2018	1008	Robert D Barlow	HCSO Payroll 1/28/18-2/10/18	300.00	40,154.64
2/12/2018	1009	Tobias Smith	HCSO Payroll 1/28/18-2/10/18	810.00	39,344.64
2/12/2018	1010	Aquatic Systems Inc	Monthly Lake & Wetland Services - February	3,478.00	35,866.64
2/20/2018	1011	Fedex	Shipping Records from Severn Trent to DPFG	336.34	35,530.30
2/20/2018	1012	Frontier Communications	W Main Gate 2/7-3/6/18	121.98	35,408.32
2/28/2018		Heritage Harbor Enterprise	Reimbursement Of Funds	46,127.30	81,535.62
2/28/2018		Bank United	Interest	6.27	81,541.89
<b>BANK UNITED BALANCE</b>			<b>121,133.57</b>	<b>39,591.68</b>	<b>81,541.89</b>
<b>CONSOLIDATED TOTAL</b>			<b>137,725.04</b>	<b>106,543.71</b>	<b>512,287.44</b>

**HERITAGE HARBOR CDD  
ENTERPRISE FUND CHECK REGISTER  
FY2018**

DATE	CHECK NO.	PAYEE		Deposit	Payment	Balance
						<b>63,518.54</b>
2/1/2018		Heritage Harbor Golf & Country Club	Sales Deposit	2,560.81		66,079.35
2/2/2018		Heritage Harbor Golf & Country Club	Sales Deposit	3,557.03		69,636.38
2/3/2018		Heritage Harbor Golf & Country Club	Sales Deposit	4,802.43		74,438.81
2/4/2018		Heritage Harbor Golf & Country Club	Sales Deposit	3,011.32		77,450.13
2/5/2018		Heritage Harbor Golf & Country Club	Sales Deposit	2,198.31		79,648.44
2/6/2018		Heritage Harbor Golf & Country Club	Sales Deposit	2,236.44		81,884.88
2/7/2018		Heritage Harbor Golf & Country Club	Sales Deposit	2,524.55		84,409.43
2/8/2018		Heritage Harbor Golf & Country Club	Sales Deposit	2,513.90		86,923.33
2/9/2018		Heritage Harbor Golf & Country Club	Sales Deposit	3,547.40		90,470.73
2/10/2018		Heritage Harbor Golf & Country Club	Sales Deposit	4,794.61		95,265.34
2/11/2018		Heritage Harbor Golf & Country Club	Sales Deposit	5,111.72		100,377.06
2/12/2018		Heritage Harbor Golf & Country Club	Sales Deposit	2,771.65		103,148.71
2/13/2018		Heritage Harbor Golf & Country Club	Sales Deposit	2,095.29		105,244.00
2/14/2018		Heritage Harbor Golf & Country Club	Sales Deposit	2,561.75		107,805.75
2/15/2018		Heritage Harbor Golf & Country Club	Sales Deposit	2,528.64		110,334.39
2/16/2018		Heritage Harbor Golf & Country Club	Sales Deposit	3,130.85		113,465.24
2/17/2018		Heritage Harbor Golf & Country Club	Sales Deposit	5,065.68		118,530.92
2/18/2018		Heritage Harbor Golf & Country Club	Sales Deposit	4,301.03		122,831.95
2/19/2018		Heritage Harbor Golf & Country Club	Sales Deposit	2,106.41		124,938.36
2/20/2018		Heritage Harbor Golf & Country Club	Sales Deposit	3,674.08		128,612.44
2/21/2018		Heritage Harbor Golf & Country Club	Sales Deposit	1,447.15		130,059.59
2/22/2018		Heritage Harbor Golf & Country Club	Sales Deposit	2,109.84		132,169.43
2/23/2018		Heritage Harbor Golf & Country Club	Sales Deposit	3,660.90		135,830.33
2/23/2018		Heritage Harbor Golf & Country Club	Sales Deposit	242.04		136,072.37
2/24/2018		Heritage Harbor Golf & Country Club	Sales Deposit	4,815.52		140,887.89
2/24/2018		Heritage Harbor Golf & Country Club	Sales Deposit	934.88		141,822.77
2/25/2018		Heritage Harbor Golf & Country Club	Sales Deposit	4,160.56		145,983.33
2/26/2018		Heritage Harbor Golf & Country Club	Sales Deposit	2,432.54		148,415.87
2/27/2018		Heritage Harbor Golf & Country Club	Sales Deposit	2,991.78		151,407.65
2/28/2018	501	Dunndead Publications	Advertising		200.00	151,207.65
2/28/2018	502	Liquid Ed, Inc.	Tee Towels, Bearing, and Carb Cleaner, Tires, Springs, & Filters		416.93	150,790.72
2/28/2018	503	VistaServ	Dish Machine & Water Softner Rental		105.92	150,684.80
2/28/2018	504	The Toro Company - NSN	Irrigation Tech		229.00	150,455.80
2/28/2018	505	Sir Speedy	Business Cards for John Panno		56.00	150,399.80
2/28/2018	506	SiteOne Landscape Supply, LLC	Herbicide		1,010.86	149,388.94
2/28/2018	507	Jeffrey Allen Inc.	Golf Cart Parts		107.76	149,281.18
2/28/2018	508	Wesco Turf, Inc.	Irrigation Seal, Parts		95.51	149,185.67
2/28/2018	510	Fast Signs	No Trespassing Signs		242.84	148,942.83
2/28/2018	511	Stinger Tees, Inc.	Golf Tees (250 twenty eight count retail packs)		264.24	148,678.59
2/28/2018	512	Harrell's LLC	Fertilizer (50 lbs)		1,466.30	147,212.29
2/28/2018	513	Suncoast Jani-Pro	5000 Cone Cups, Cleaning Supplies		162.05	147,050.24
2/28/2018	514	Acushnet Company	Golf Gloves		539.75	146,510.49
2/28/2018	515	Christovich and Associates, LLC	Golf Course Consulting (\$500 Retainer Paid)		1,447.41	145,063.08
2/28/2018	516	Town Talk	Heritage Harbor Hats		856.19	144,206.89
2/28/2018	517	Home Depot Credit Services	Late Fee		20.00	144,186.89
2/28/2018		FIS Global	Service Charge		1,750.48	142,436.41
2/28/2018	1012	Heritage Harbor CDD.	Reimbursement for February 2018 Costs		46,127.30	96,309.11
2/28/2018		Heritage Harbor Golf & Country Club	Sales Deposit	3,360.59		99,669.70
2/28/2018	17		Inventory - Gloves, Mens Wear, Misc		1,048.49	98,621.21
2/28/2018		American Express	Discount Fee		194.82	98,426.39
				91,249.70	56,341.85	<b>98,426.39</b>